

ROAD RANGER®

NISSAN PICK UP NAVARA D40

FITTING INSTRUCTION

H344


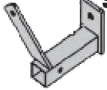

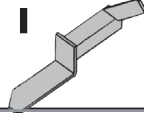

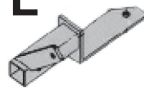

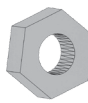





MONTAGEANLEITUNG

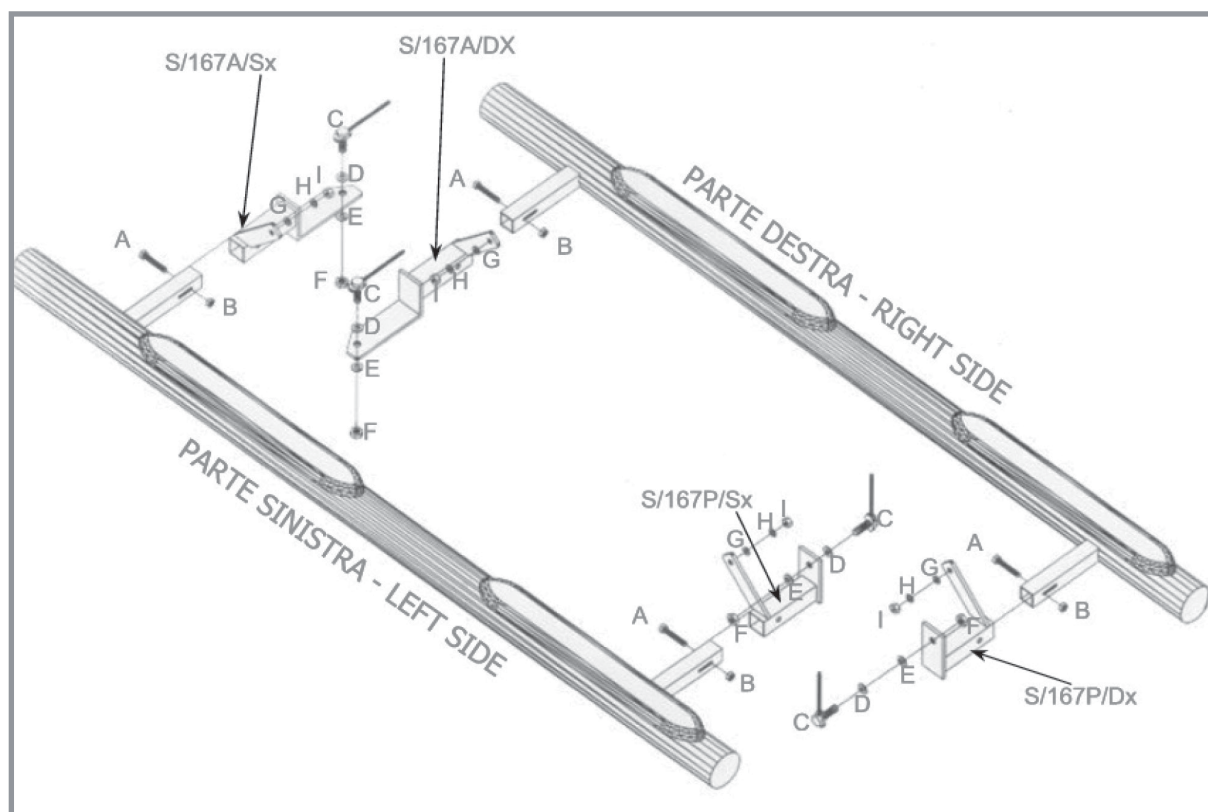
H344




STÜCKLISTE

PART LIST

A  TE 10x50 Black - Nero - Noir x 4	H  S/167/ADX x 2
B  M10 Black Autoblocking Autobloccante nero Autobloquant noir x 4	I  S/167/PSX x 2
C  TE 12x30 x 4	L  S/167/PDX x 2
D  Ø 12 x 4	M  M8 x 4
E  Ø 12 x 4	N  Ø 8 x 4
F  M12 x 4	O  Ø 8 x 4
G  S/167/ASX x 2	




01




02



03




04




05



06



07



FITTING INSTRUCTIONS FRONT SIDE

01. Insert C (picture 1) and fit H and G in C and in the M8 bolt already present on the bodywork (picture 2 and 3) using the original nuts.

REAR SIDE

02. Insert C (pictures 4 and 5) and fit I and L in C and in the M8 bolt already present on the bodywork (pictures 6 and 7).

03. Fit the Sidestep at the desired distance and tighten all the bolts.



VIELSEITIGKEIT DURCH DESIGN & AUSSTATTUNG VARIETY IN DESIGN & CONFIGURATION

Änderungen vorbehalten. Abbildungen können vom endgültigen Produkt abweichen.

Sämtliche Abbildungen / Fotos sind Eigentum der

Dr. Höhn GmbH, Künzelsauer Straße 13, 74653 Ingelfingen,

T: +49 (0) 79 40 92 02 - 0, info@roadranger.de

Subject to change. Pictures may differ from the final product.

All images / photos property of

Dr. Höhn GmbH, Künzelsauer Straße 13, 74653 Ingelfingen,

T: +49 (0) 79 40 92 02 - 0, roadranger@hoehn.de

Für weitere und immer aktuelle Informationen können Sie uns gerne unter

www.roadranger.de besuchen.

For more details and updated information please visit **www.roadranger.de**.

Ihr Road Ranger Team

Your Road Ranger Team

GESTALTUNG UND GRAFIKDESIGN

GRAPHIC DESIGN

christina richter visuelle kommunikation, stuttgart

www.christina-richter.com