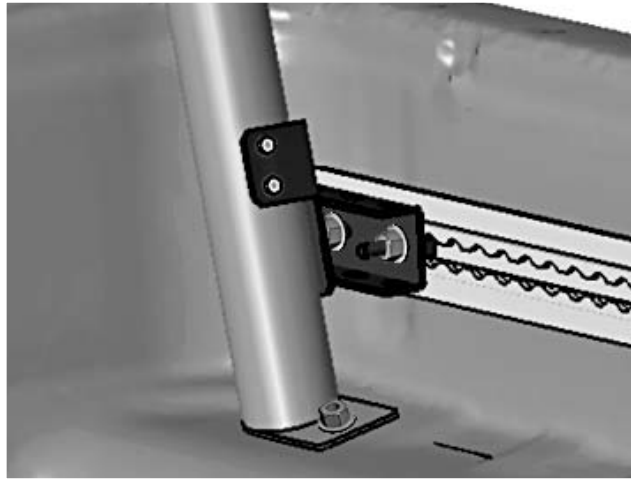



ROAD RANGER®

PICKUP-ACCESSORIES

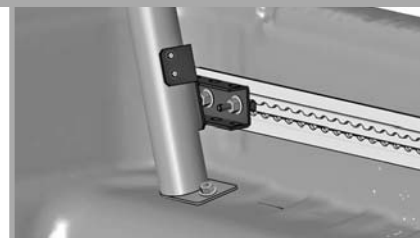


MONTAGEANLEITUNG

ASSEMBLING INSTRUCTIONS



60 Minuten



LOAD BAR 60 FRONT / TRAGBÜGEL 60 VORNE

– Artikel-Nr: 11E 5166 Steel black • 11E 9166 Mounting Set –

Road Ranger GmbH & Co. KG
Gut Wildschaige
D-85445 Oberding

Phone: +49 (0) 8 11 - 90 57 10
Fax: +49 (0) 8 11 - 90 57 16

E-Mail: info@roadranger.de
www.roadranger.de

WWW.ROADRANGER.DE


ROAD RANGER®

PICKUP-ACCESSORIES

Standard Parts list / Normteileliste

Parts list / Teileliste / Lista de accesorios

1 11E 5166.1 R / 11E 5166.2 L



Mounting set 11E9166 / Montagesatz 11E9166

2 11E5032R/11E5033L



3 11E 5034

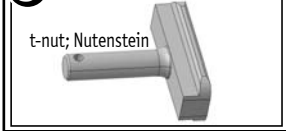


4 10V 5146



not included:
- separate -

5 52 11 04 - 10 4x

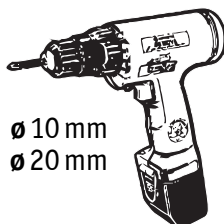


| | | | |
|----------|--|------------------|-----|
| a | | GeFu M5 x16 | 8x |
| b | | M10x25; DIN 603 | 2x |
| c | | M6 x20; DIN 933 | 3x |
| d | | M8 x20; DIN 933 | 8x |
| e | | M8 x30; DIN 933 | 6x |
| f | | M6; DIN 985 | 3x |
| g | | M8; DIN 934 | 14x |
| h | | M10; DIN 934 | 2x |
| i | | Ø8; DIN 127 | 14x |
| k | | Ø10; DIN 127 | 2x |
| l | | Ø 6,4; DIN 9021 | 6x |
| m | | Ø 8,4; DIN 9021 | 28x |
| n | | Ø 10,5; DIN 9021 | 2x |
| o | | Ø 4 mm | 1x |
| p | | SW 10mm | 3x |
| q | | SW 13mm | 10x |
| r | | SW 17mm | 2x |



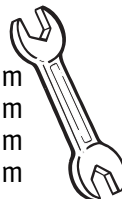
benötigte Werkzeuge

ASSEMBLING INSTRUCTIONS: REQUIRED TOOLS

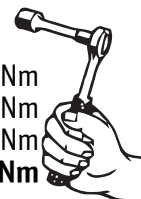


Ø 10 mm
Ø 20 mm

SW: 8 mm
SW: 10 mm
SW: 13 mm
SW: 17 mm



M5: 6 Nm
M6: 10 Nm
M8: 25 Nm
M10: 17 Nm



LOAD BAR 60 FRONT / TRAGBÜGEL 60 VORNE

- Artikel-Nr: 11E 5166 Steel black • 11E 9166 Mounting Set -

Revision 1: 29.06.2010

