ISUZU

ROAD RANGER®
PICKUP-ACCESSORIES

# MONTAGEANLEITUNG

ASSEMBLING INSTRUCTION / INSTRUCTION DE MONTAGE



90 Minutes

## Road Ranger-Bodenschiene / Road Ranger bottomrail / Road Ranger rail inférieur

ISUZU D-MAX Double Cab 2012 ->

Article-Nr: 77178

WWW.ROADRANGER.DE

Road Ranger
Dr. Höhn GmbH
Künzelsauer Str. 13
D-74653 Ingelfingen

Phone: +49 (0) 79 40 / 92 02 41 -42
Fax: +49 (0) 79 40 / 92 02 45

E-Mail: roadranger@hoehn.de
www.hoehn.de

## Teileliste / Parts list / Lista de accesorios

1 — 2x



| | | | |
|---|---|---|---|
| a | | M5x30; DIN 7991 | 20x |
| b | | M5; ähnlich DIN 6923 | 20x |
| c | | Ø 5,3; DIN 9021 | 20x |
| d | | Ø 3,3 | 1x |
| e | | Ø 4,2x25; ~ISO 7050 W-112 | 2x |

### 11A5101

3 — 1x

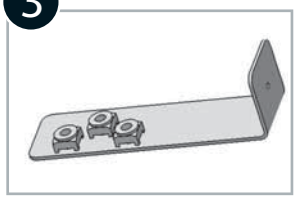

4 — 1x



5 — 1x

6 — 1x

### 00 5671

2

3 — 2x

## Benötigte Werkzeuge / Required tools / Outillage requis

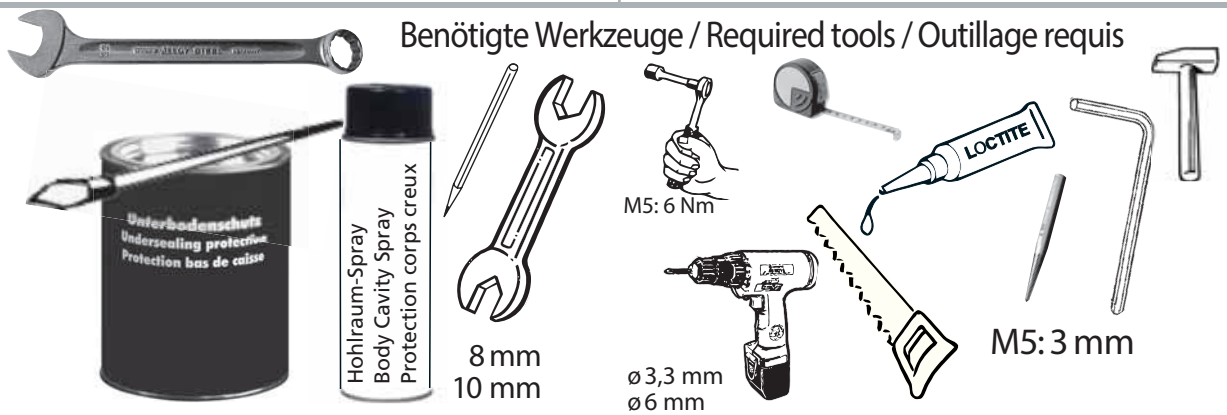


Road Ranger-Bodenschiene / Road Ranger bottomrail / Road Ranger rail inférieur

ISUZU D-MAX Double Cab 2012 ->

Article-Nr: 77178

WWW.ROADRANGER.DE

Step 1 mit Ladewanne / only Bedliners / avec plateau de charge !

Step 2

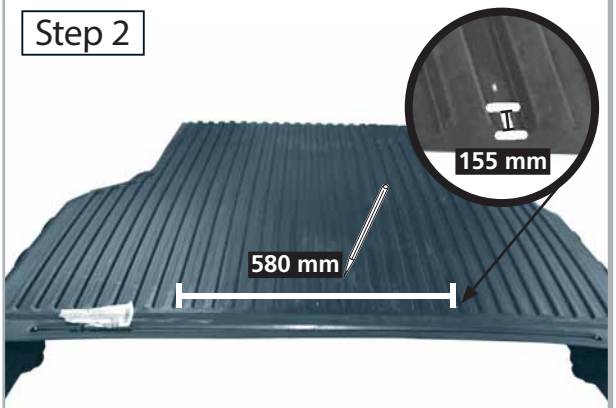


Step 3



Step 4



Step 5

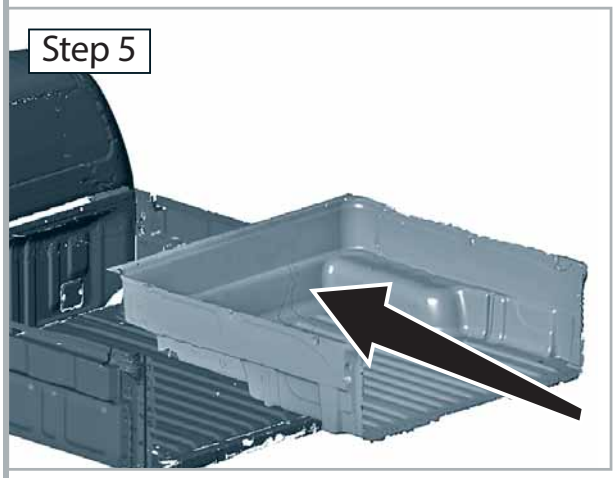

Step 6

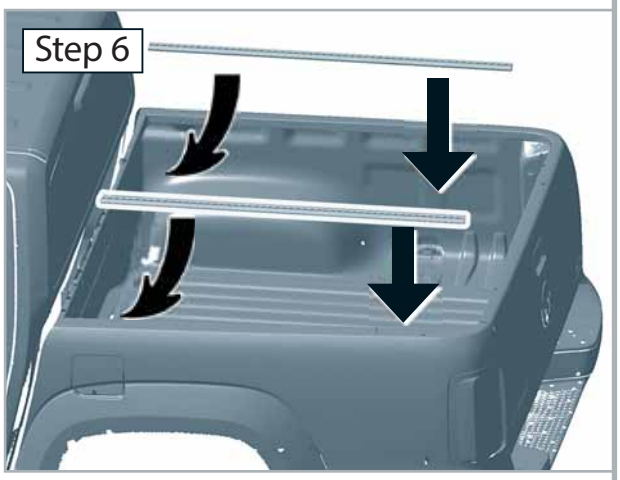

Step 7

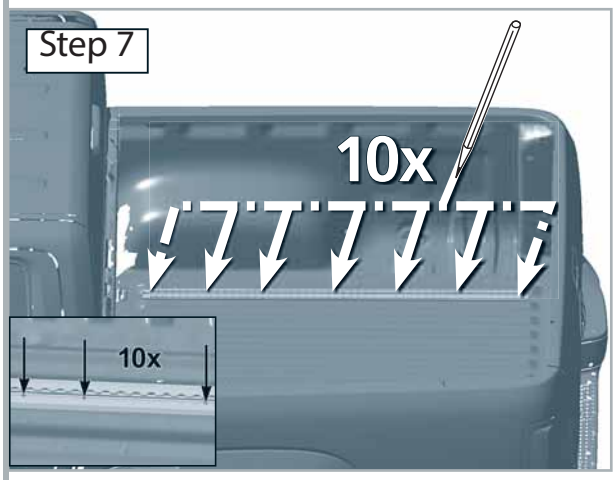


Step 8

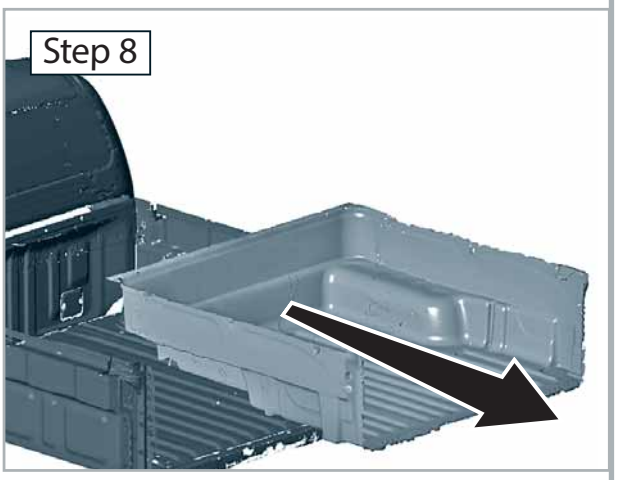

ISUZU D-MAX Double Cab 2012 ->
Article-Nr: 77178

WWW.ROADRANGER.DE

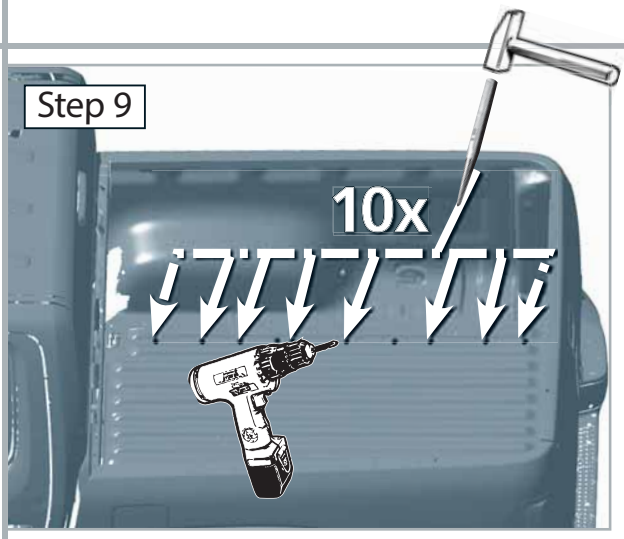


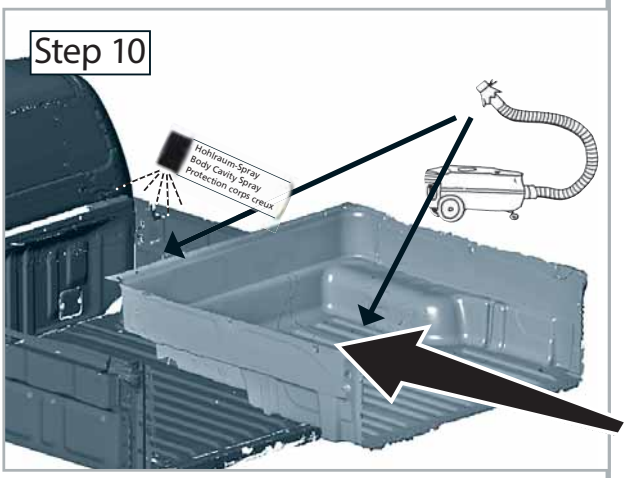


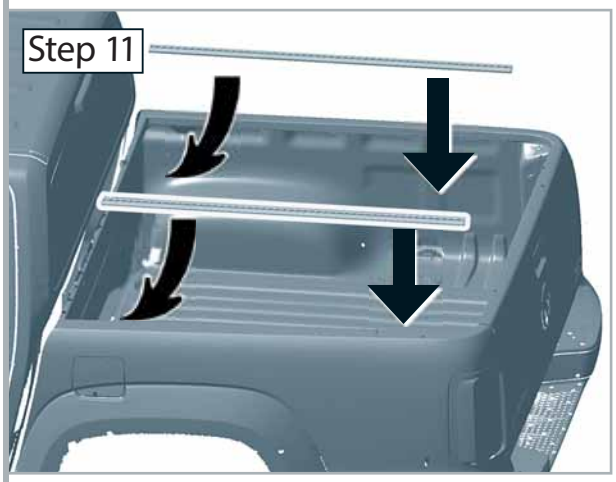


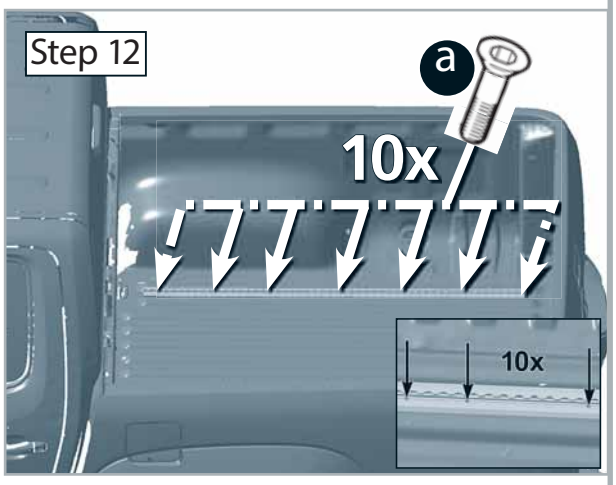


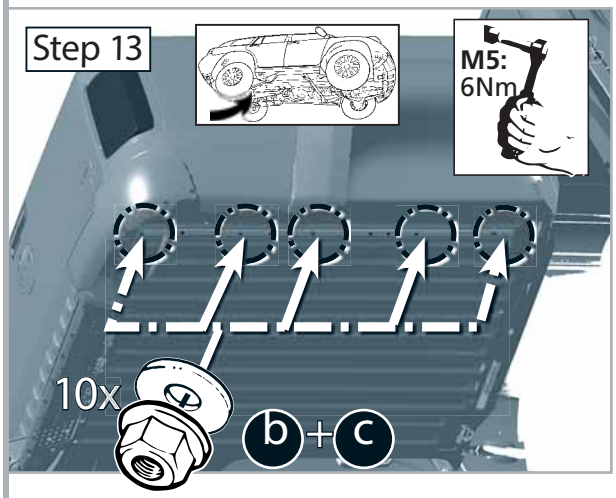








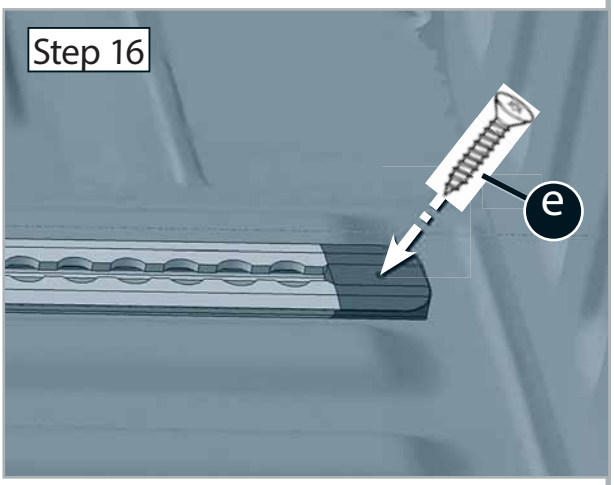


ISUZU D-MAX Double Cab 2012 ->
Article-Nr: 77178

WWW.ROADRANGER.DE

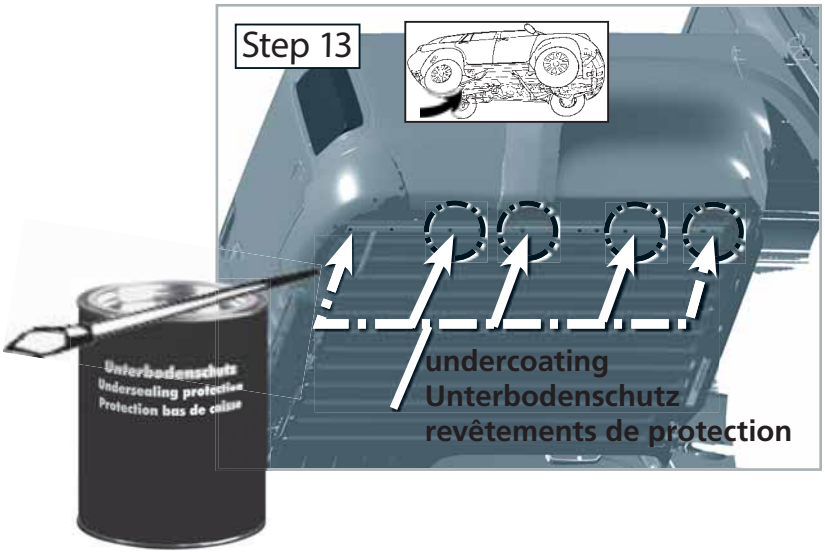

WWW.ROADRANGER.DE

ISUZU D-MAX Double Cab 2012 ->
Article-Nr: 77178