



Load Bar 60 front, Lastenträger 60 vorn

Mitsubishi L200 Club Cab



FITTING INSTRUCTIONS

Montageanleitung • Instructions de montage
Instrucciones de montaje • Manual



45 Minuten

Artikel-Nr:

10V 5366 Steel black

10V 9366 Mounting Set

MMD-Nr.: Z4880366

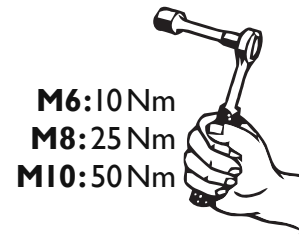
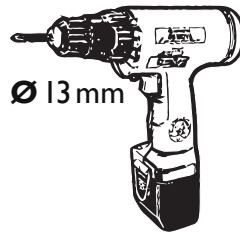
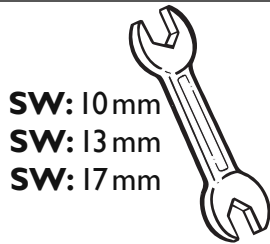
Revision 5: 10.12.2009



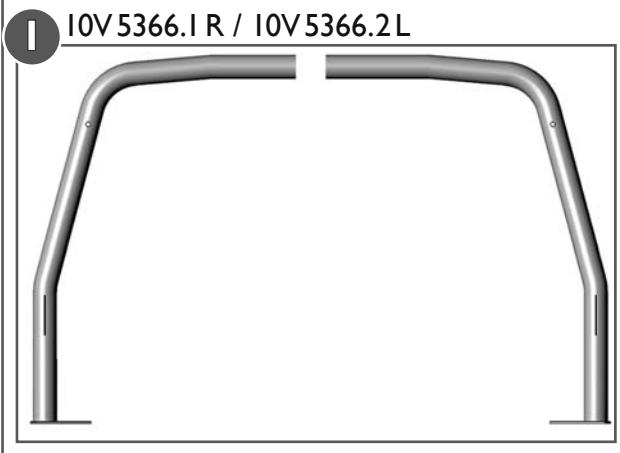
Load Bar 60 front, Lastenträger 60 vorn

Mitsubishi L 200 Club Cab

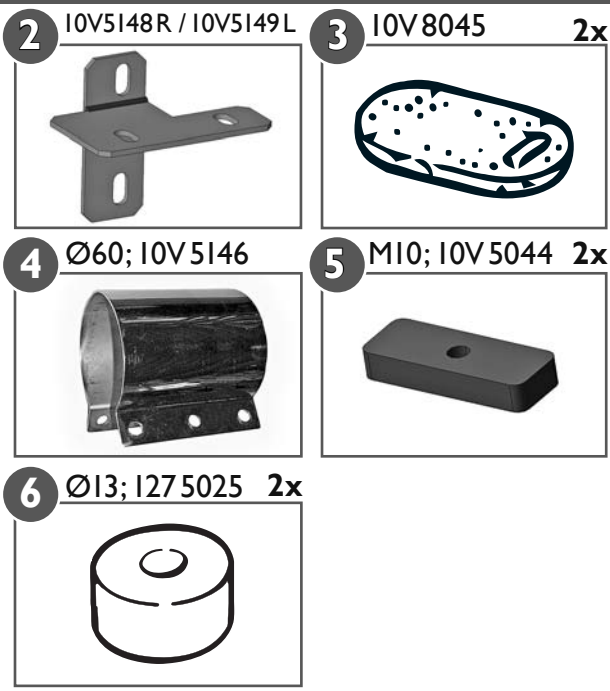
Required tools / Benötigte Werkzeuge / Outillage requis / Herramientas necesarias



Parts list / Teilleiste / Lista de accesorios



Mounting set 10V 9366 / Montagesatz 10V 9366



Standard Parts list / Normteileliste

a		M6x20; DIN 933	3x
b		M8x25; DIN 933	8x
c		M10x40; DIN 933	2x
d		M6; DIN 985	3x
e		M8; DIN 934	8x
f		Ø8; DIN 127	8x
g		Ø10; DIN 127	2x
h		Ø6,4; DIN 125	6x
i		Ø8,4; DIN 9021	16x
k		Ø10,5; DIN 125	2x
m		SW 13 mm	16x
n		SW 17 mm	2x
o		SW 10 mm	6x
p		Inden Nr. SFL 22 short	2x
q		Inden Nr. SFL 15x0,75-1.75	2x

Artikel-Nr:

10V 5366 Steel black

10V 9366 Mounting Set

MMD-Nr.: Z 488 03 66

Revision 5: 10.12.2009

