

**15V
4119**


Ford Ranger; Modell 2012

Roll bar 60 / Überrollbügel 60 / Arceau 60



ASSEMBLY INSTRUCTION

Montageanleitung • Instructions de montage



60 Minuten

Artikel-Nr:

15V4119 stainless steel
15V5119 black steel
15V9119 Assembly-kit

Revision 1: 22.11.2012

15V 4119

Ford Ranger ; Modell 2012

Roll bar 60 / Überrollbügel 60 / Arceau 60

Parts list / Teileliste / Lista de accesorios

1 15V4119.1 / 15V5119.1



2 15V4119.2R/15V4119.3L



3 15V4126R/15V4127L



15V9119

4 15V5091

4x



5 15V5046.1 R/15V5046.2 L



6 13H 5024

4x



7 13H 5240

4x



8 15V5045

4x



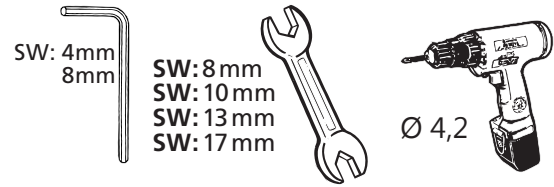
9 pre-installed

4x



a		Gefu-2 Schraube M5x16	8x
b		M6x16; ISO 7380 A2	8x
c		M10x40; DIN 933 Zn	4x

Required tools / Benötigte Werkzeuge / Outillage requis



d		M8x20; DIN 933 A2	4x
f		M10x30; DIN 912 A2	2x
g		M6; DIN 985 A2	8x
h		ø8; DIN 127 A2	4x
i		ø6,4; DIN 125 A2	8x
k		ø6,4; DIN125 Natur PA6.6	16x
l		ø8,4; DIN 125 A2	4x
m		ø10; DIN 127 Zn	4x
n		ø10,5; DIN 9021 Zn	4x
o		SW 17 mm	4x
p		M6x25; DIN 933 Zn	2x
q		M8x25; DIN 933 Zn	2x
r		Ø 8,4; DIN 9021 Zn	2x
s		Ø 6,4; DIN 9021 Zn	2x
t		Ø 8; DIN 127 Zn	2x
u		Ø 6 DIN 127 Zn	2x
v		SW 10 mm	2x
w		SW 13 mm	2x

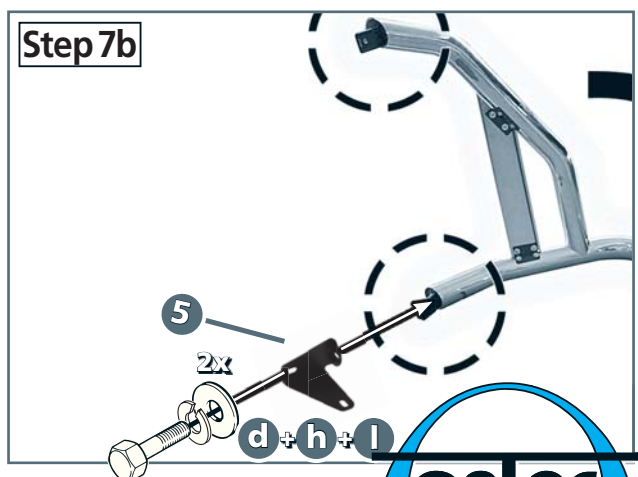
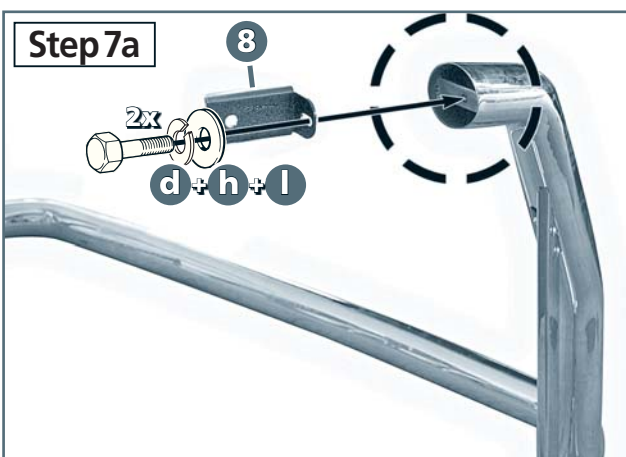
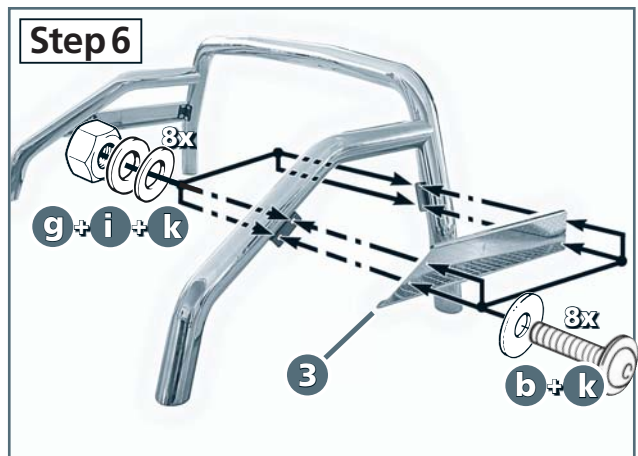
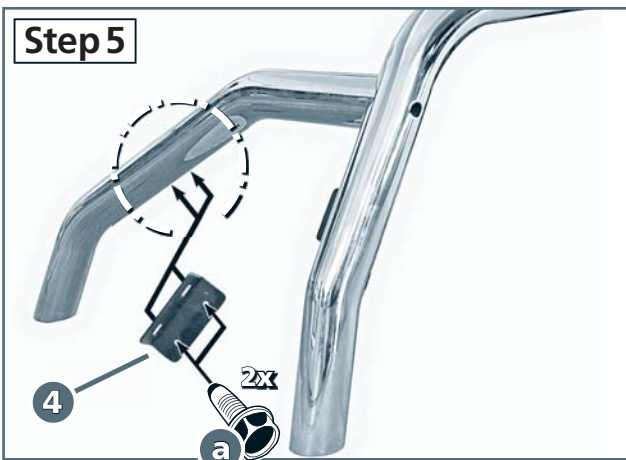
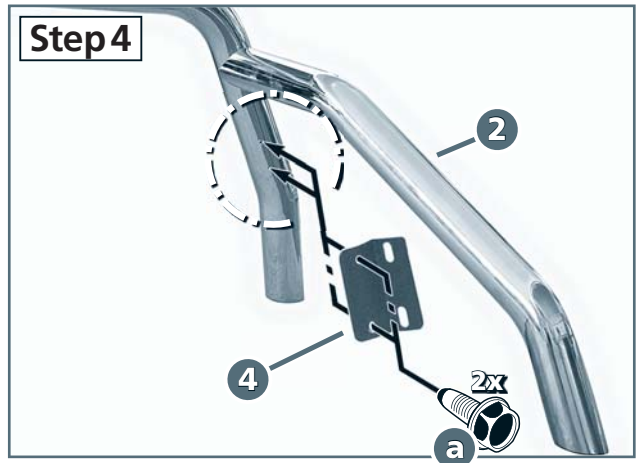
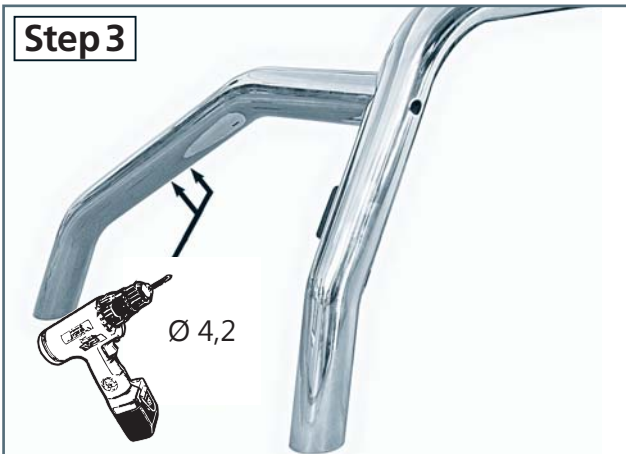
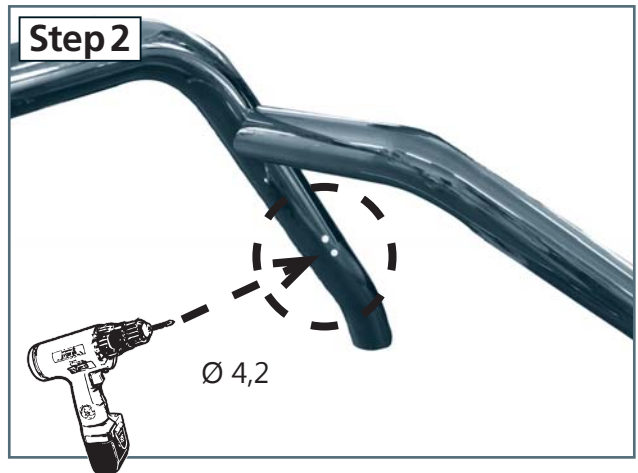
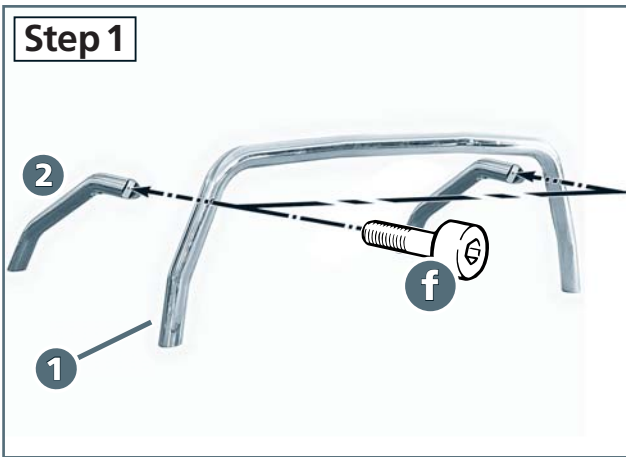
Artikel-Nr:

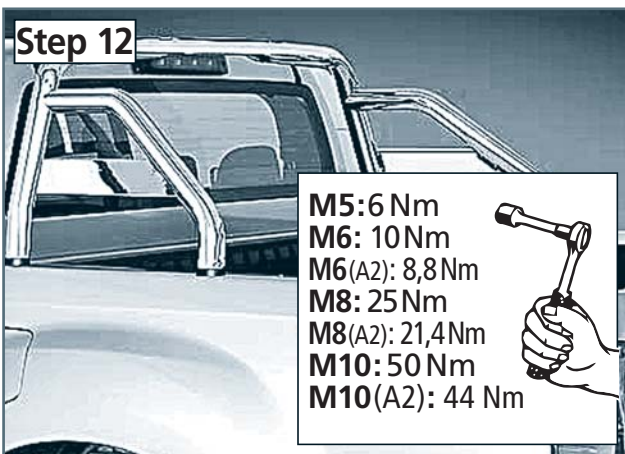
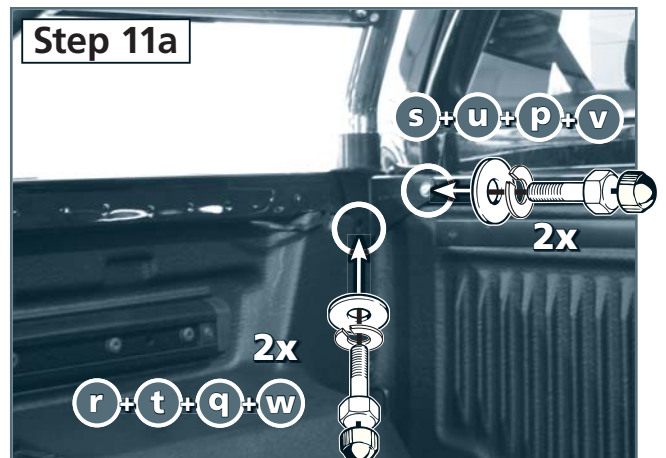
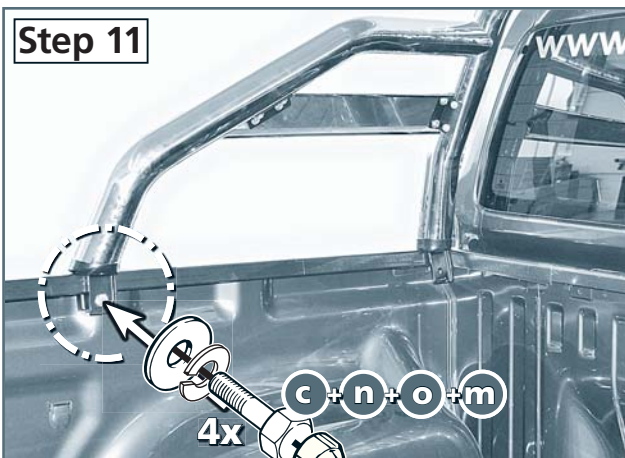
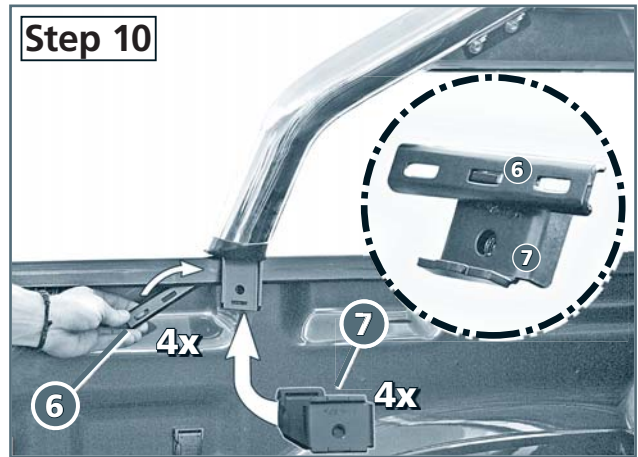
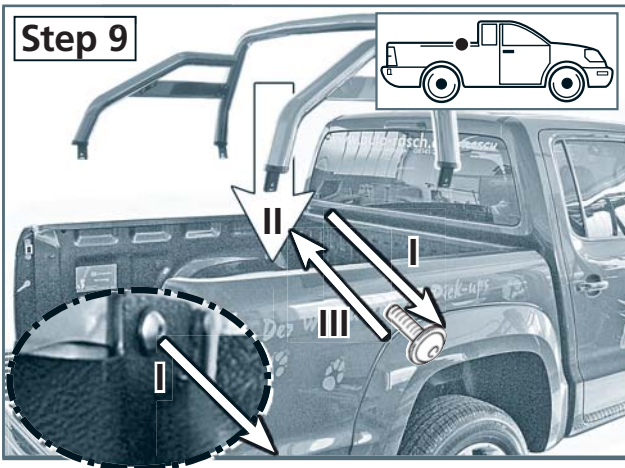
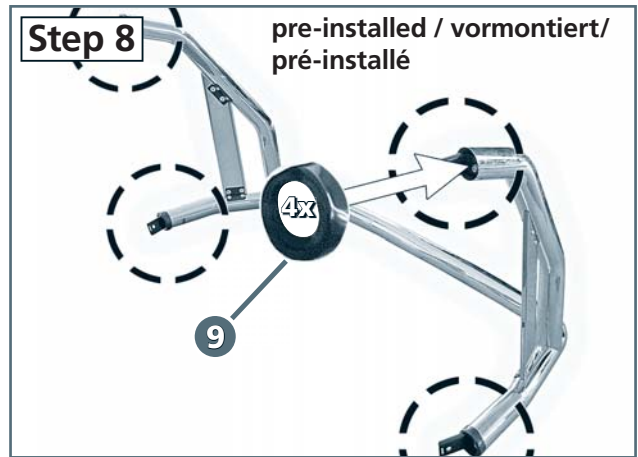
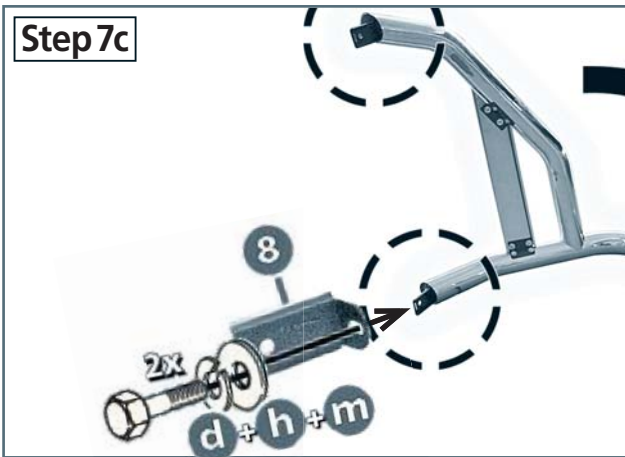
15V4119 stainless steel

15V5119 black steel

15V9119 Assembly-kit

Revision 1: 22.11.2012





Artikel-Nr:
15V4119 stainless steel

Revision 1: 22.11.2012